













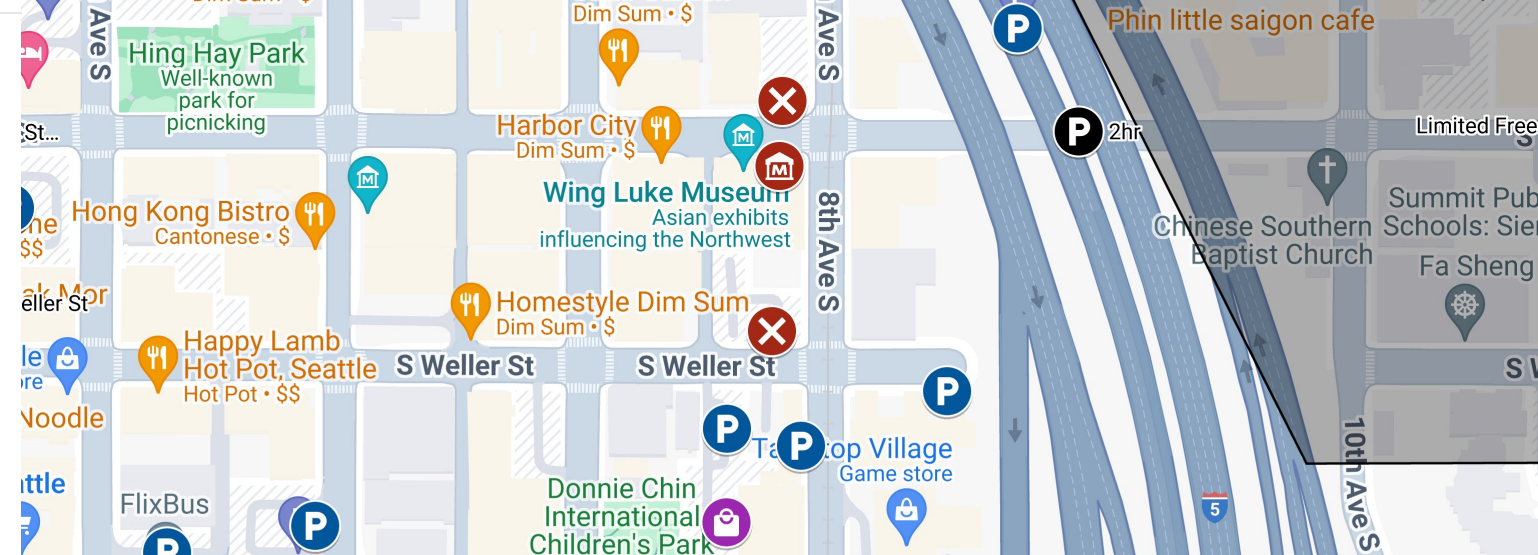

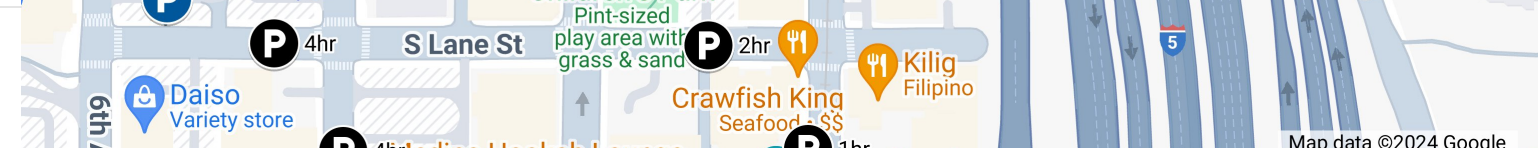



Wing Luke Museum - Parking Options

<p>Public Parking - Accepts Card</p> <p> All items</p>	
<p>Not Available</p> <p> All items</p>	
<p>Retail Parking</p> <p> All items</p>	
<p>Public Transit stops</p> <ul style="list-style-type: none">  7th & Jackson Chinatown  S Jackson St & 8th Ave S  S Jackson St & 8th Ave S  Int'l Dist/Chinatown Station  S Jackson St & 5th Ave S  S Jackson St & 5th Ave S  5th Ave S & S Weller St  <p>Sounder Train - Seattle Station</p>	
<p>Free Street Parking (Limited)</p> <p> All items</p>	
<p>Wing Luke Museum</p> <p> Wing Luke Museum of the Asian Pacific American Experience</p>	<p>Please note WLM does not have its own parking lot for visitors, volunteers, and guests. Street parking (paid) is generally available for 2 hours at a time, and free after 8pm and on Sundays and Holidays. Parking lot and street parking rates apply and event days may have higher rates. Please pay attention to signs to determine rates and rules.</p> 